
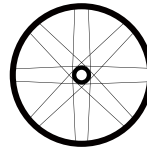


New Generations



MTB



ROAD

Dual Scale Gauge For All Tire Types

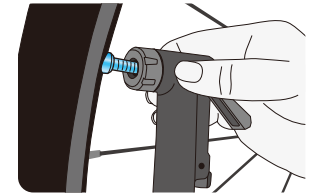
4" Dual-Scale Gauge

- **0-35 PSI Zone:** 1psi Digit Gap, for FAT Tire & MTB
- **35-140 PSI Zone:** For Road / Trekking

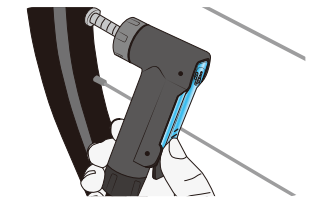


Thumb Touch Pump Head

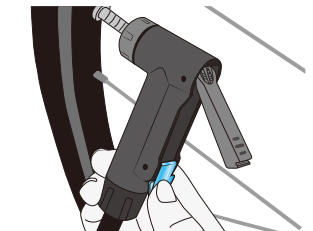
- **One Hand Operation** Thumb-Touch Lever
- **Lock / Unlock** with One Hand
- **Clever Valve Auto-Switch** Presta & Schrader



Insert pump head to tire valve.



Press the lever to lock pump head on tire valve, then inflate.



After inflating, press the button to release the pump head.



Scan to Download
2025 Catalog / CN / JP / DE



AF-21
Max Pressure
160 PSI

Airstormer I

- **Gauge Position:** Top-Mounted
- **Gauge Size:** 2.5"
- **Handle:** 2-Tone
- **Barrel:** Aluminum
- **Base:** Steel Stamping



AF-22
Max Pressure
160 PSI

Airstormer II

- **Gauge Position:** Base-Mounted
- **Gauge Size:** 3"
- **Handle:** 2-Tone
- **Barrel:** Steel
- **Base:** Steel Stamping



AF-24
Max Pressure
140 PSI

Airstormer Sport

- **Gauge Position:** Base-Mounted
- **Gauge Size:** 4"
- **Handle:** 2-Tone
- **Barrel:** Steel
- **Base:** Steel Stamping



AF-25
Max Pressure
140 PSI

Airstormer Switch

- **Gauge Position:** Base-Mounted
- **Gauge Size:** 4"
- **Handle:** Plastic
- **Barrel:** Steel
- **Base:** Steel Stamping
- **Feature:** 2 Stage (HV/HP) Switch
HV Mode 650c.c per Stroke



Scan to Download
2025 Catalog / CN / JP / DE