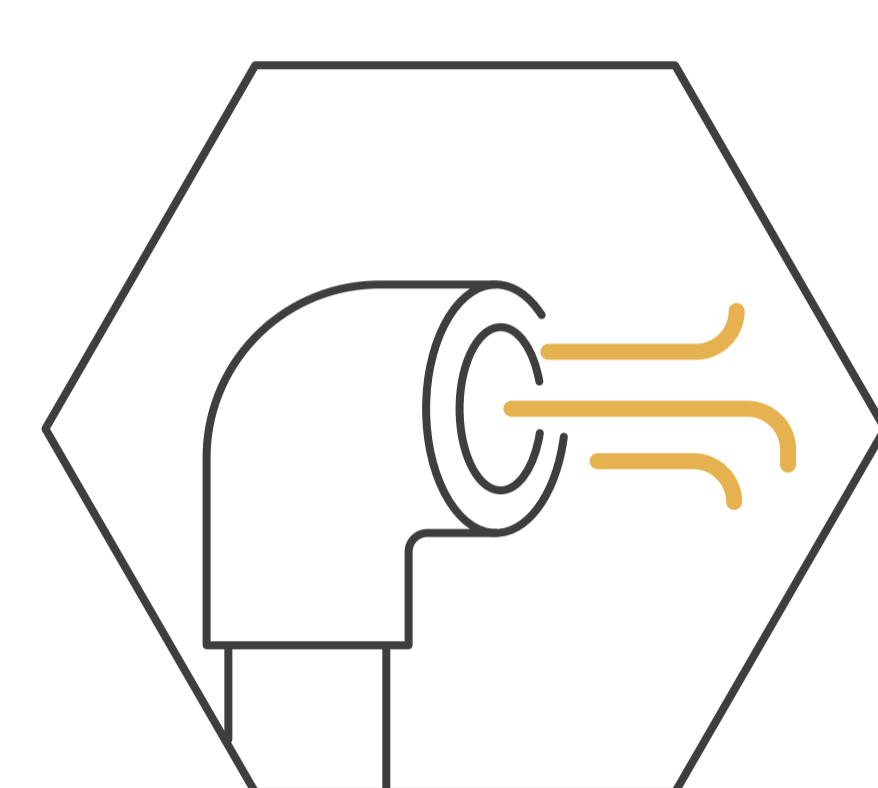



# Electric Bicycle Pump

Rapid Inflation - Type-C Charging  
Digital Gauge For Bicycles -  
Cars - Motorbikes



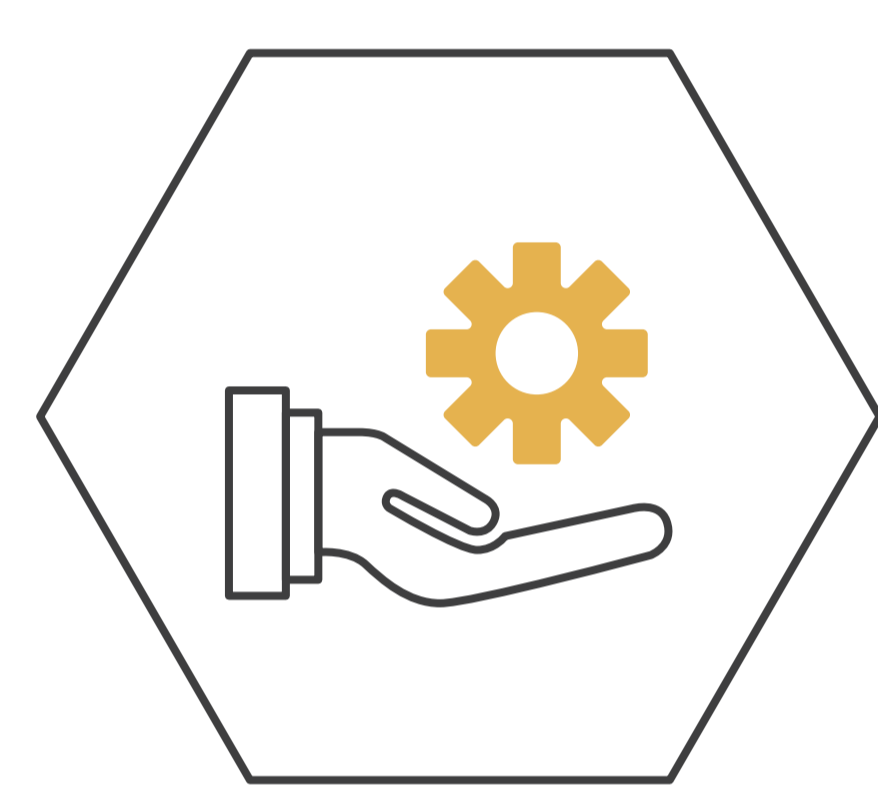
Integrated  
Air Hose



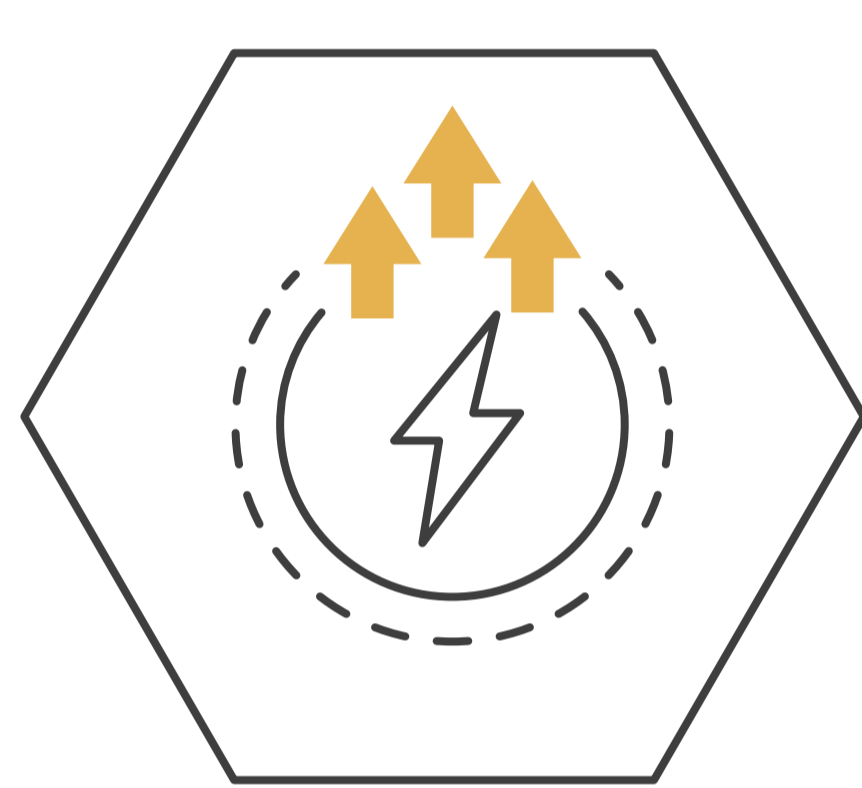
Max 150PSI



SOS LED  
Flashlight



One Handed  
Operation



Type-C  
Charging

AE-01



## Features

1. Air-bleeder button can adjust the pressure:
  - Reduces pressure for different road surfaces.
  - If the user feels that the tire is too hard, they can use the Air-bleeder button to adjust the tire pressure.
2. One hand-operated pump head.
3. Hose is fixed to the pump you can use directly, also prevent loss the hose.



[airace-cycling.com](http://airace-cycling.com)

# Electric Bicycle Pump

## Digital Gauge & Integrated Air Hose



## Specifications

- Max Pressure: 150 PSI
- LED Flashlight with 3 Modes
- 4 Pressure Units (PSI, BAR, KPA, KG/CM<sup>2</sup>)
- Inflates 2 vehicle tires to 35 PSI (205/55R16)
- Inflates 8 bicycle tires to 120 PSI (700C\*23)
- Battery Capacity 2000 mAh

